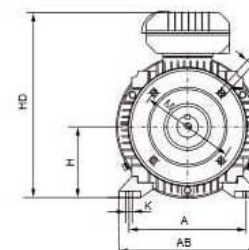
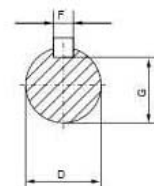
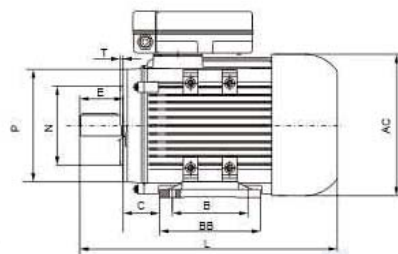


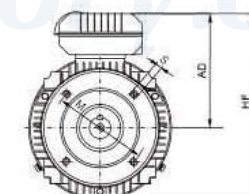
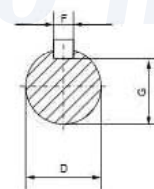
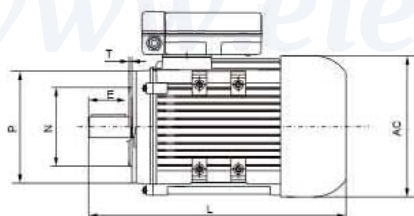
Abmessungen

dimensions



B34

TYPE	POLES	A	B	C	D	E	F	G	H	K	P	N	M	S	T	AB	BB	AC	HD	L
63	2.4	100	80	40	11	23	4	8.5	63	7	140	95	115	M5	2.5	135	100	120	182	217
71	2.4	80	80	45	14	30	5	11	71	7	105	70	85	M6	2.5	150	112	136	202	250
80	2.4	125	100	50	19	40	6	15.5	80	10	120	80	100	M6	3.0	153	125	160	227	310
90S	2.4	140	100	56	24	50	8	20	90	10	140	95	115	M8	3.0	172	156	175	246	340
90L	2.4	140	125	56	24	50	8	20	90	10	140	95	115	M8	3.0	172	156	175	246	340
100L	2.4	160	140	63	28	60	8	24	100	12	160	110	130	M8	3.5	200	172	196	250	425
112M	2.4	190	140	70	28	60	8	24	112	12	160	110	130	M8	3.5	230	181	220	285	450



B14

TYPE	POLES	D	E	F	G	P	N	M	S	T	AD	HF	AC	L
63	2.4	11	23	4	8.5	140	95	115	M5	2.5	119	180	120	217
71	2.4	14	30	5	11	105	70	85	M6	2.5	131	198.5	136	250
80	2.4	19	40	6	15.5	120	80	100	M6	3.0	147	227	160	310
90S	2.4	24	50	8	20	140	95	115	M8	3.0	156	243.5	175	340
90L	2.4	24	50	8	20	140	95	115	M8	3.0	156	243.5	175	340
100L	2.4	28	60	8	24	160	110	130	M8	3.5	150	249	196	425
112M	2.4	28	60	8	24	160	110	130	M8	3.5	173	283	220	450